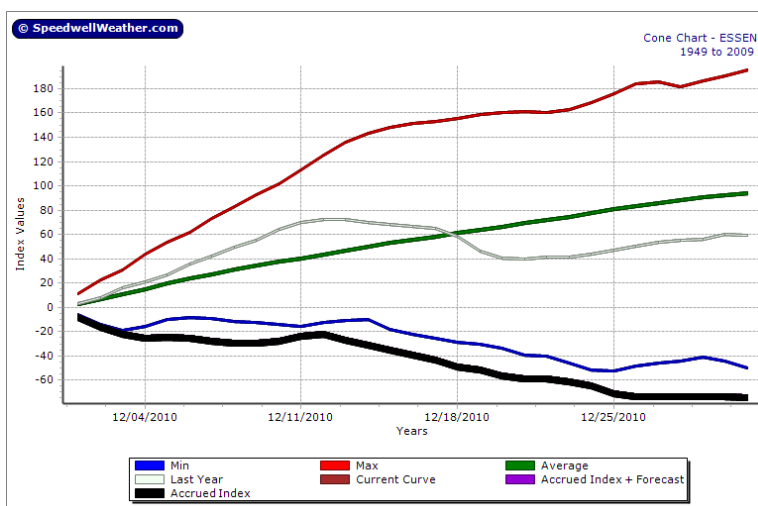
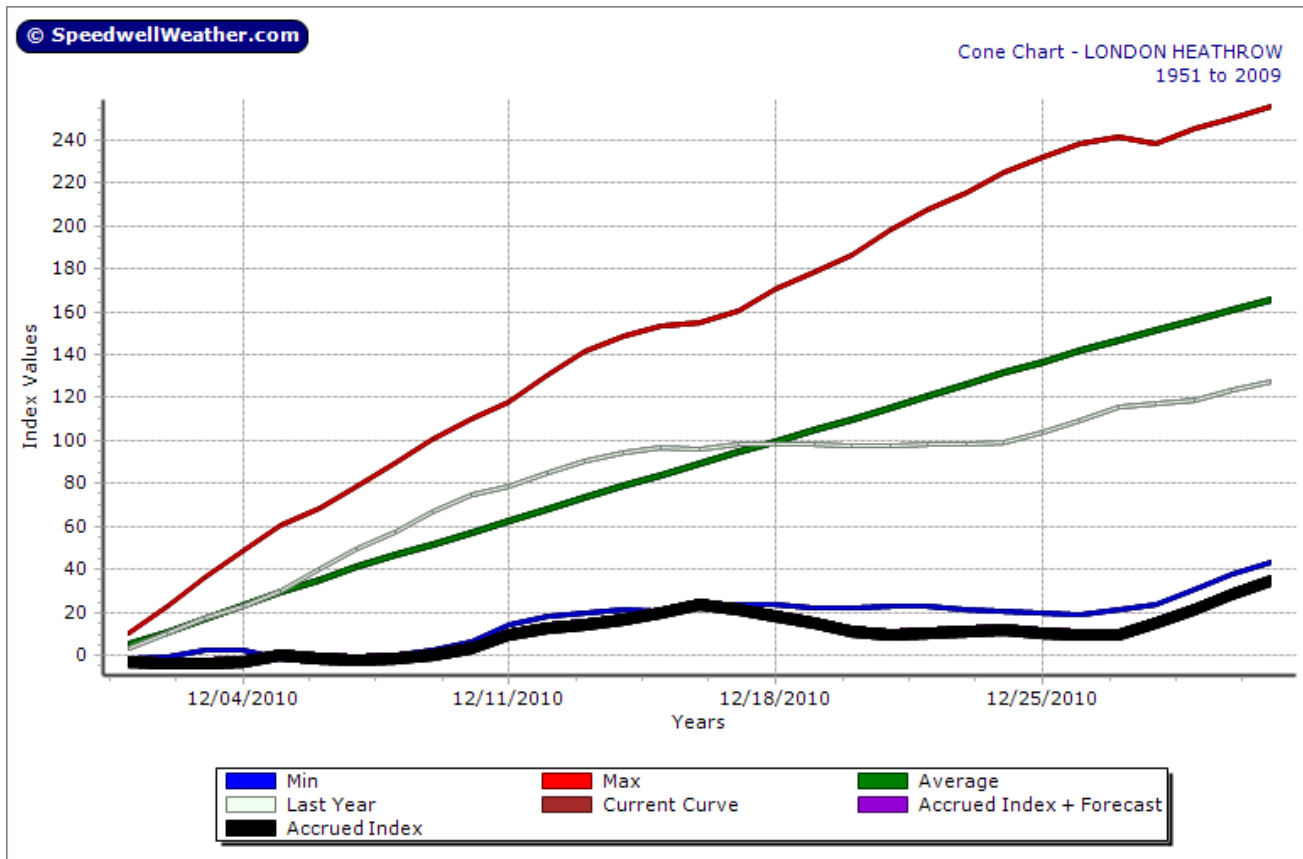
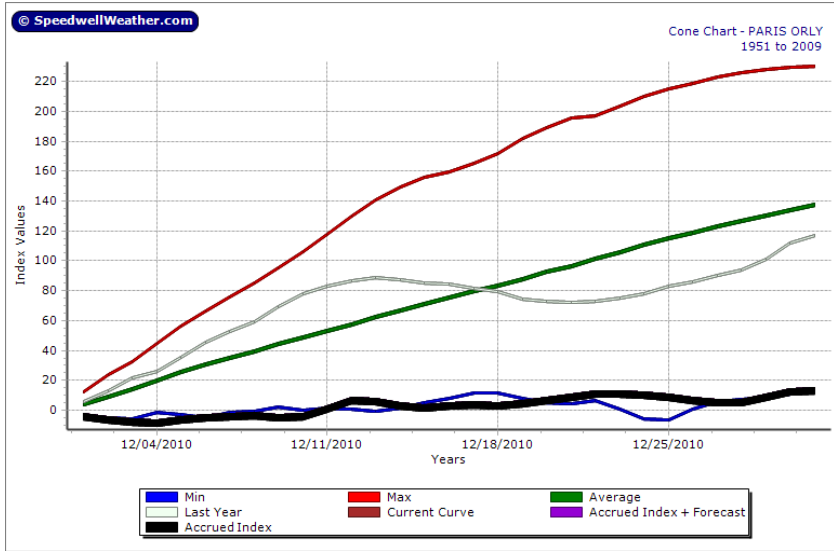


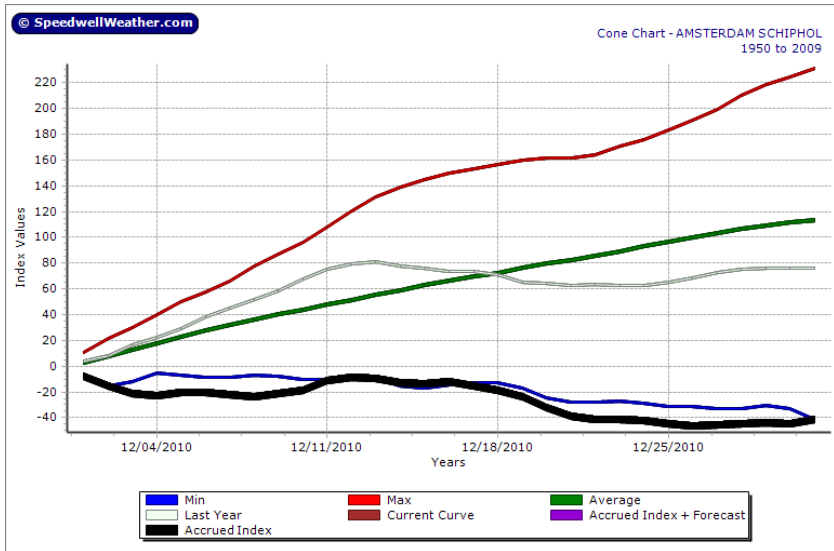
December 2010 Cold Cold Cold..an update

In our note of 22 December, we looked at cumulative daily average temperatures for London Heathrow and a number of other European sites. At that time, using Speedwell forecasts, it appeared that Heathrow (from 1951), Essen (from 1949), Paris Orly (from 1951), Amsterdam (from 1951), Oslo (from 1937) and Stockholm (from 1950) would break their coldest December records. This turned out to be the case for all except Amsterdam which was narrowly beaten by 1969. The Cone Charts are updated below (2010 is the black line).

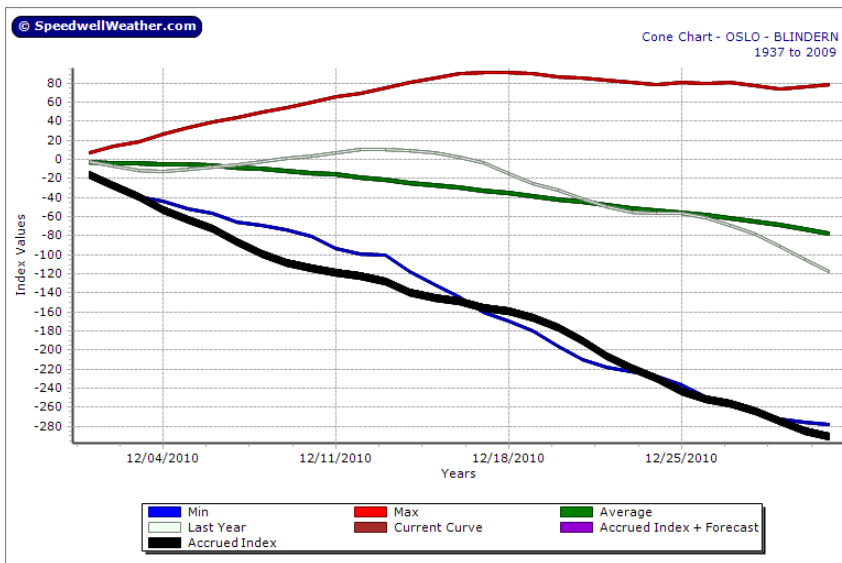




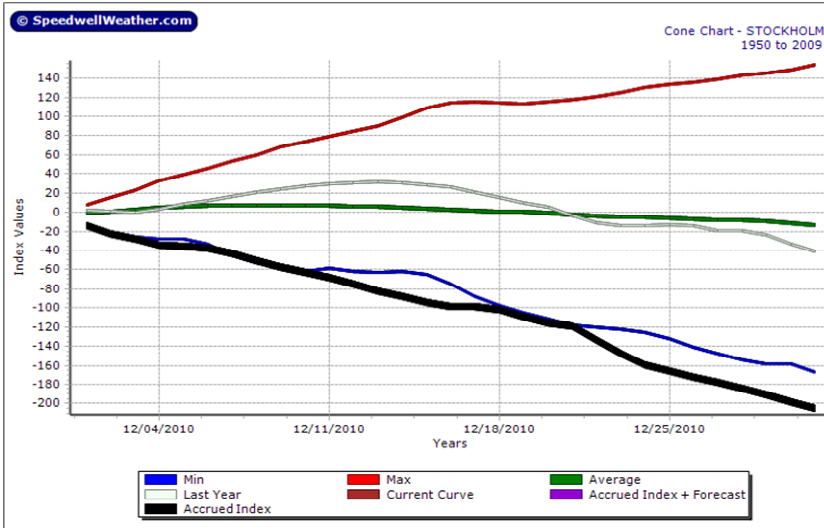
Paris Orly
 Coldest: 2010: 14.90
 Second coldest: 1963: 15.10
 Third coldest: 1969: 26.2



Amsterdam Schiphol
 Coldest: 1969: -40.40
 Second coldest: 2010: -38.80
 Third Coldest: 1995; -21.30



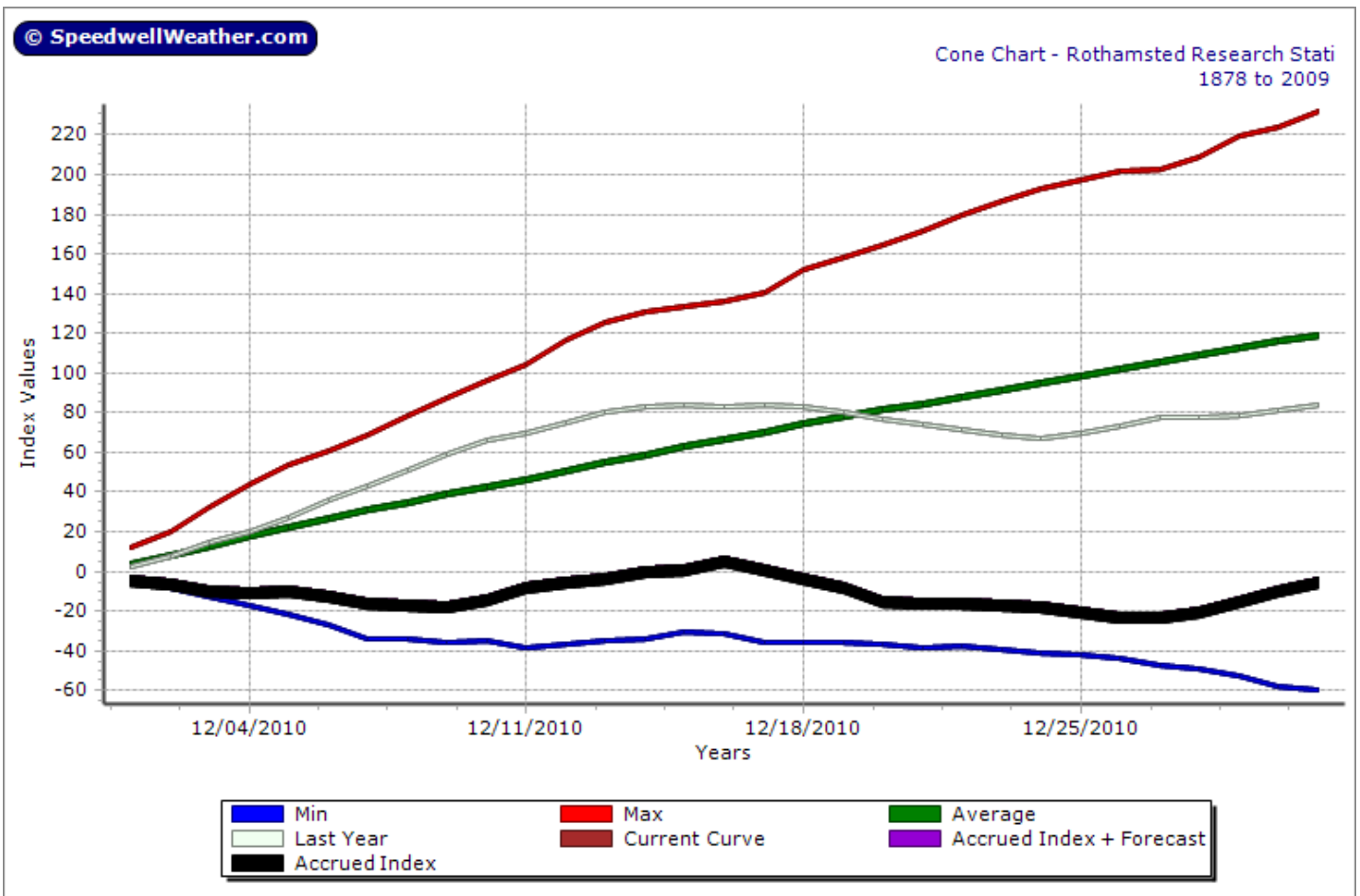
Oslo Blindern
 Coldest: 2010: -287.25
 Second coldest: 1981: -276.70
 Third Coldest: 1978; -251.60



Stockholm

Coldest: 2010: -201.65
 Second coldest: 1978: -165.70
 Third Coldest: 1981; -157.95

In a later note of December 28th we looked at Rothamsted cumulative average temperatures as a way of extending our analysis of Heathrow. Rothamsted is only 26 miles from Heathrow. We have data from 1878. December 2010 is the fourth coldest:

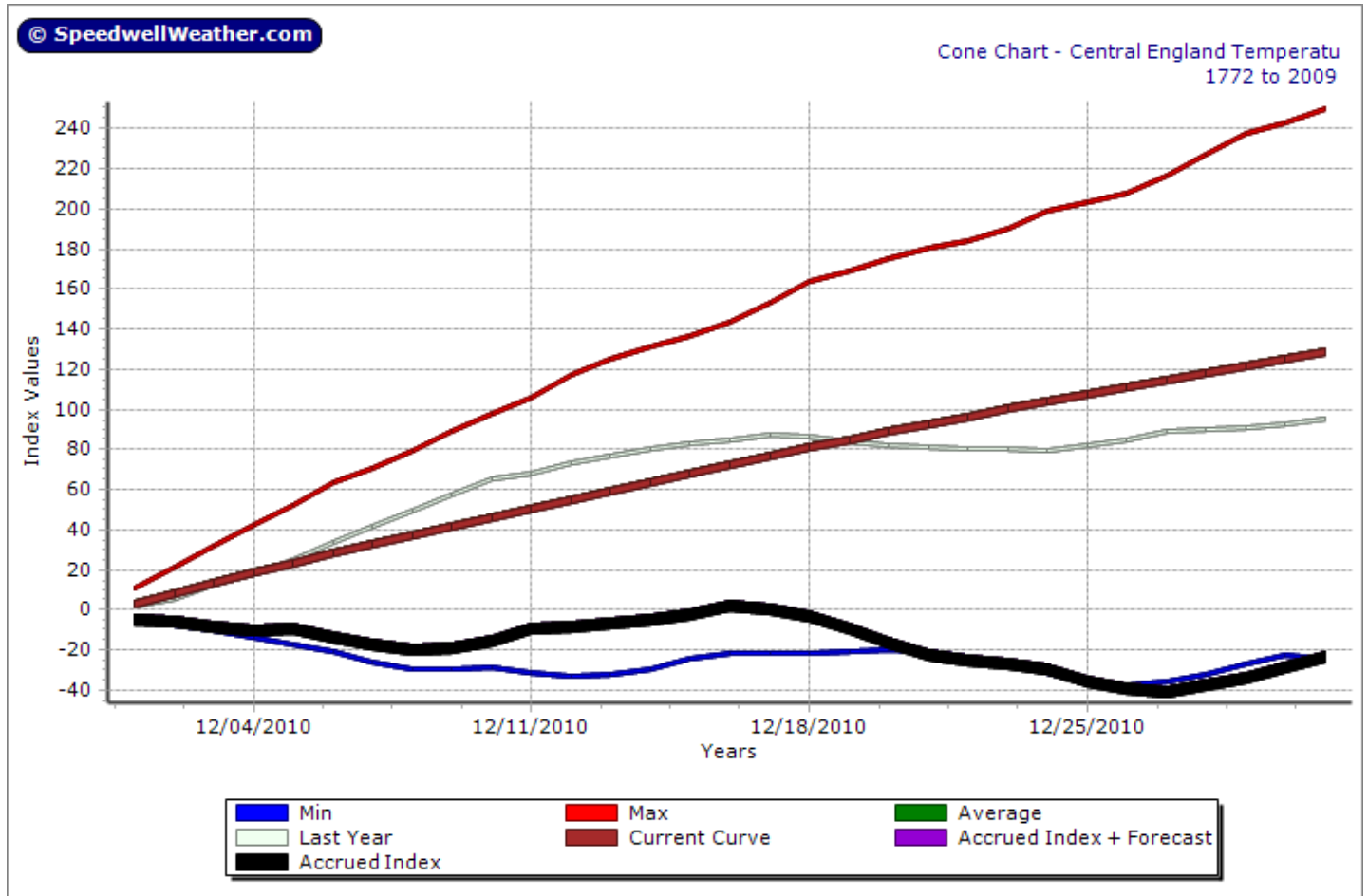


Rothamsted

Coldest: 1890: -58.9
 Second coldest: 1879: -24.5
 Third Coldest: 1981; -9.10
Fourth coldest: 2010; -3.15

An obvious extension of the Rothamsted time series is found by looking at the Central England time series, CET. [With recognition to Hadley Centre: <http://hadobs.metoffice.com/hadcet/data/download.html>]

The daily data in the CET record goes back to 1772. This is used to generate the cumulative average temperature cone chart below:



The finish is pretty close, so here are the numbers for the top ten coldest from 1772: Note that this CET analysis is based on preliminary data.

December	Cumulative Daily Average Temperature	Average Daily Average Temperature
1890	-23.65	-0.76
2010	-21.10	-0.68
1788	-9.20	-0.30
1878	-8.70	-0.28
1796	-7.90	-0.25
1874	-6.00	-0.19
1784	9.00	0.29
1981	9.00	0.29
1844	12.20	0.39

Note that monthly average CET data is also available which extends the series to 1659. Using this data **2010 remains the second coldest** as shown on the Hadley Centre ranking. [http://hadobs.metoffice.com/hadcet/mly_cet_mean_sort.txt]

Contact Us

Regarding world-wide weather data and forecast matters please see www.SpeedwellWeather.com or contact:

Phil Hayes phil.hayes@SpeedwellWeather.com
David Whitehead (USA) david.whitehead@SpeedwellWeather.com

Telephone:

UK office: +44 (0) 1582 465 551
US office: +1 (0) 703 535 8801

Regarding software and consultancy services please see www.SpeedwellWeather.com or contact:

Stephen Doherty stephen.doherty@SpeedwellWeather.com
Dr Michael Moreno michael.moreno@SpeedwellWeather.com
David Whitehead (USA) david.whitehead@SpeedwellWeather.com

Telephone:

UK office: +44 (0) 1582 465 569
US office: +1 (0) 703 535 8800